

ጉረግጥ ጉረግጥ

TUBERCULOSIS


TUBERCULOSE

እድገት ልማት

- 3 እድገት ልማት
- 4 እድገት ልማት
- 5 ለጥናት ለማድረግ እድገት ልማት
- 6 ለጥናት ለማድረግ ለማድረግ
- 7 ለጥናት ለማድረግ ለማድረግ
- 8 ልማት ልማት ለማድረግ ለማድረግ ?
- 9 እድገት ልማት ልማት ለማድረግ ለማድረግ ?

እድገት ልማት

እድገት ልማት

ጥናት ለማድረግ ለማድረግ ለማድረግ ለማድረግ
 ለማድረግ ለማድረግ ለማድረግ ለማድረግ
 Mycobacterium tuberculosis,
 ለማድረግ ለማድረግ ለማድረግ ለማድረግ

ለጥናት ለማድረግ ለማድረግ ለማድረግ ለማድረግ



እድገት ልማት
 ለጥናት ለማድረግ ለማድረግ ለማድረግ ለማድረግ
 ለጥናት ለማድረግ ለማድረግ ለማድረግ ለማድረግ
 ለጥናት ለማድረግ ለማድረግ ለማድረግ ለማድረግ
 ለጥናት ለማድረግ ለማድረግ ለማድረግ ለማድረግ



እድገት ልማት ለጥናት ለማድረግ ለማድረግ ለማድረግ ለማድረግ
 ለጥናት ለማድረግ ለማድረግ ለማድረግ ለማድረግ
 ለጥናት ለማድረግ ለማድረግ ለማድረግ ለማድረግ
 ለጥናት ለማድረግ ለማድረግ ለማድረግ ለማድረግ

እድገት

እድገት


ግንኙነት ለማሳደግ
 ለሌሎች ለማስተላለፍ
 እድገት ለማረጋገጥ
 ለሌሎች ለማስተላለፍ



የሕመም



የሕመም ለማረጋገጥ
 የሕመም ለማረጋገጥ
 የሕመም ለማረጋገጥ
 ለሌሎች ለማስተላለፍ



የሕመም ለማረጋገጥ
 ለሌሎች ለማስተላለፍ




የሕመም ለማረጋገጥ
 ለሌሎች ለማስተላለፍ



የሕመም ለማረጋገጥ
 ለሌሎች ለማስተላለፍ



የሕመም ለማረጋገጥ
 ለሌሎች ለማስተላለፍ

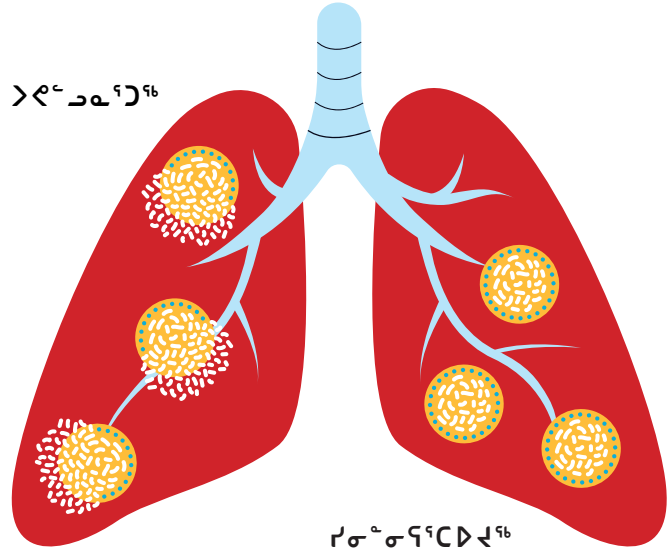


የሕመም ለማረጋገጥ
 ለሌሎች ለማስተላለፍ

የሕመም ለማረጋገጥ

የሕመም ለማረጋገጥ ለሌሎች ለማስተላለፍ
 ለሌሎች ለማስተላለፍ ለሌሎች ለማስተላለፍ
 ለሌሎች ለማስተላለፍ ለሌሎች ለማስተላለፍ
 ለሌሎች ለማስተላለፍ ለሌሎች ለማስተላለፍ

እድገት



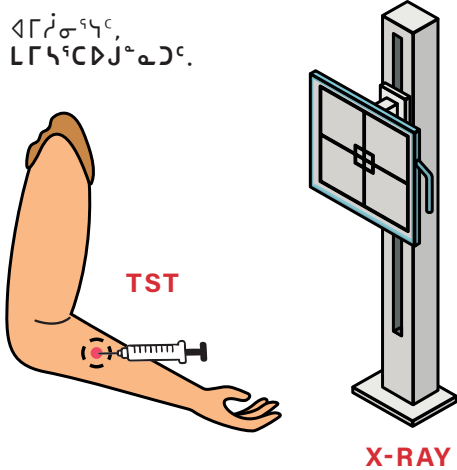
የሕመም ለማረጋገጥ
 ለሌሎች ለማስተላለፍ

የጤና ማጠቃለያ ማጠቃለያ ?

የጤና ማጠቃለያ ለጠቅላላ ማጠቃለያ: 10-ገመገማ
30-ገመገማ. የጤና ማጠቃለያ/የጤና ማጠቃለያ ማጠቃለያ
ሆስፒታል፣ ህክምና ሆስፒታል ሆስፒታል
(TST) ለጠቅላላ ማጠቃለያ፣ ለጠቅላላ ማጠቃለያ > ማጠቃለያ.
ሆስፒታል ሆስፒታል የጤና ማጠቃለያ ሆስፒታል.

የጠቅላላ ማጠቃለያ ሆስፒታል ሆስፒታል
> ሆስፒታል ሆስፒታል የጠቅላላ ማጠቃለያ ሆስፒታል
የጠቅላላ ሆስፒታል ሆስፒታል > ሆስፒታል ሆስፒታል ሆስፒታል.
> ሆስፒታል ሆስፒታል፣ ሆስፒታል ሆስፒታል ሆስፒታል ሆስፒታል
ለጠቅላላ ሆስፒታል ሆስፒታል.

> ሆስፒታል ሆስፒታል፣
ሆስፒታል ሆስፒታል ሆስፒታል.



> ሆስፒታል ሆስፒታል ሆስፒታል ሆስፒታል ?


የጠቅላላ ሆስፒታል ሆስፒታል > ሆስፒታል ሆስፒታል ሆስፒታል
የጠቅላላ ሆስፒታል ሆስፒታል፣ ሆስፒታል ሆስፒታል ሆስፒታል
> ሆስፒታል ሆስፒታል ሆስፒታል.

የጠቅላላ ሆስፒታል ሆስፒታል ሆስፒታል ሆስፒታል ሆስፒታል፣
ሆስፒታል ሆስፒታል ሆስፒታል ሆስፒታል ሆስፒታል.

> ሆስፒታል ሆስፒታል፣ ሆስፒታል ሆስፒታል ሆስፒታል ሆስፒታል
ለጠቅላላ ሆስፒታል ሆስፒታል.

> ሆስፒታል ሆስፒታል ሆስፒታል ሆስፒታል ሆስፒታል ሆስፒታል ሆስፒታል
6-መስሪያ 12-መስሪያ. > ሆስፒታል ሆስፒታል ሆስፒታል ሆስፒታል ሆስፒታል ሆስፒታል
የጠቅላላ ሆስፒታል ሆስፒታል ሆስፒታል ሆስፒታል ሆስፒታል.

የጠቅላላ ሆስፒታል ሆስፒታል ሆስፒታል ሆስፒታል ሆስፒታል ሆስፒታል ሆስፒታል
ጠቅላላ ሆስፒታል ሆስፒታል ሆስፒታል ሆስፒታል ሆስፒታል ሆስፒታል.



የጠቅላላ ሆስፒታል ሆስፒታል ሆስፒታል ሆስፒታል
ለጠቅላላ ሆስፒታል ሆስፒታል ሆስፒታል ሆስፒታል.

TUBERCULOSIS

What is tuberculosis (TB)?

TUBERCULOSIS

is an infectious disease caused by a bacteria called *Mycobacterium tuberculosis*, which is invisible to the naked eye and usually found in the lungs.



**IF NOT TREATED,
TB CAN BE DEADLY.**



TB CAN SPREAD through the air when someone shares a closed space for several hours with an infected person. Coughing increases the risk of spreading TB.



TB DOES NOT SPREAD through touch: handshakes, sharing utensils or other objects, hugs, kisses, etc.

- 11 What is tuberculosis (TB)?
- 12 Active TB
- 13 Latent (Sleeping) TB
- 14 Risk factors
- 15 Prevention
- 16 What are the screening tests?
- 17 How is TB treated?

Active TB


ACTIVE TB is the contagious form & makes the person sick. When the person is sick, they can display the following symptoms:



FEVER




UNUSUAL & PERSISTENT
COUGH THAT LASTS
LONGER THAN 3 WEEKS



UNEXPLAINED
WEIGHT LOSS



COUGHING-UP
BLOOD



NIGHT
SWEATS



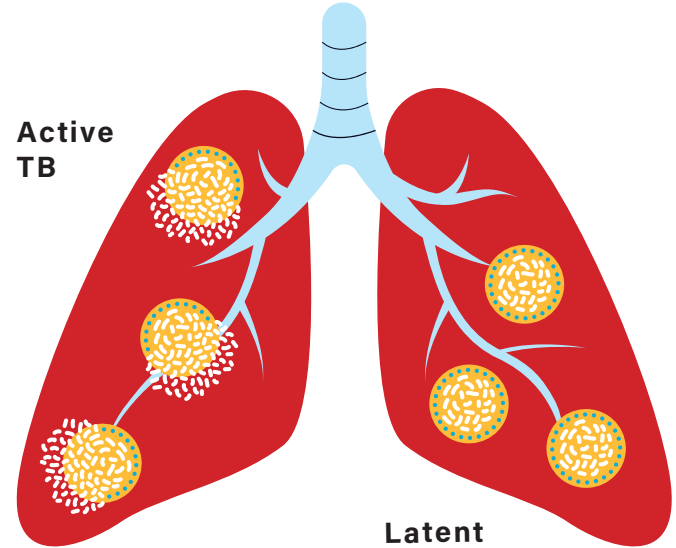
LOSS OF
APPETITE



EXTREME
FATIGUE

Latent (Sleeping) TB

LATENT OR SLEEPING TB is confined to the lungs where it can lie dormant for a lifetime **without showing up, however, the disease can progress** at any time; the risk being higher within two years following infection.



Active
TB

Latent
(Sleeping)
TB


Risk factors



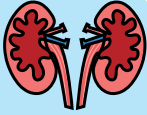
**WEAKENED
IMMUNE
SYSTEM**



**HIV
INFECTION**



**CHEMOTHERAPY
TREATMENT**



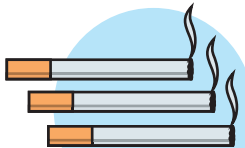
**END-STAGE
KIDNEY
DISEASE**



**DIABETIC
PATIENTS**



**DRUG
USERS**



**TOBACCO
USE**

Prevention




**WASH YOUR HANDS
AFTER SNEEZING
OR COUGHING**



**COUGH INTO
YOUR ELBOW**



**HEALTHY
EATING**



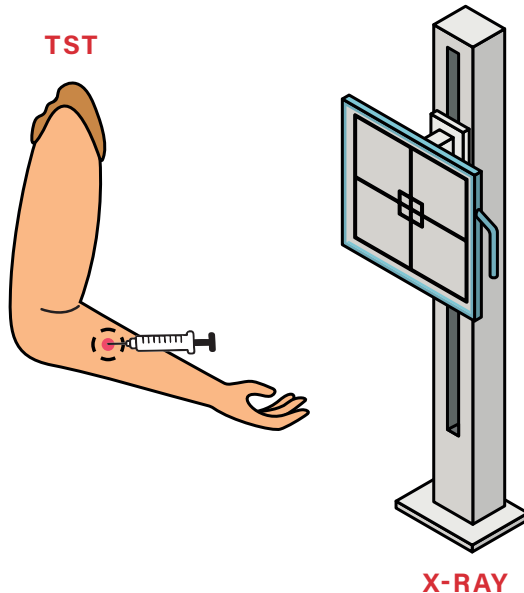
**PROPER HOUSE
VENTILATION**



**IF YOU FEEL SICK AND HAVE SYMPTOMS
CONSISTENT WITH TB, GO TO YOUR
CLSC/NURSING STATION FOR A CLINICAL
EVALUATION. **DON'T WAIT.****

What are the screening tests?

The screening tests are **fast**: 10 to 30 minutes. Depending on your health history, it could involve a small needle on the skin's surface (**TST**) or a photo of your lungs (**X-Ray**). Sometimes it may be necessary to collect mucus.



How is TB treated?

If the tests confirm **LATENT TB**, medications are prescribed to eliminate bacteria from the body and prevent the active form of the disease. Treatments last for 4 months. When prescribed, it is **important to take antibiotics every day**.

In the case of **ACTIVE TB**, treatment is necessary and for some people, hospitalization may be required. **ACTIVE TB** is treated with **antibiotics** over a period that lasts from 6 to 9 months. For the antibiotics to be effective, the person **must take them as prescribed**. When under treatment, it takes generally 2 to 4 weeks for the person to be no longer contagious.



For the vast majority of affected people, **TB can be treated here in Nunavik**.

TUBERCULOSE

- 11 Qu'est-ce que la tuberculose (TB)?
- 12 TB active
- 13 TB latente
- 14 Facteurs de risque
- 15 Prévention
- 16 Quels sont les tests de dépistage?
- 17 Comment traiter la TB?

Qu'est-ce que la tuberculose (TB)?

LA TUBERCULOSE

est une maladie infectieuse causée par une bactérie appelée *Mycobacterium tuberculosis*, qui est invisible à l'œil nu et qui se trouve habituellement **dans les poumons**.



SI ELLE N'EST PAS TRAITÉE, LA TB PEUT ÊTRE MORTELLE.



La TB **PEUT SE TRANSMETTRE**

dans l'air lorsqu'une personne atteinte de la maladie partage la même pièce fermée pendant plusieurs heures avec d'autres personnes. Tousser augmente le risque de transmettre la TB.



La TB **NE SE TRANSMET PAS** par le **toucher** : poignées de mains, partage d'ustensiles ou d'objets, câlins, baisers, etc.



TB active


La **TB ACTIVE** est celle qui est contagieuse et rend la personne malade. Quand la personne est malade, elle peut avoir les **symptômes suivants**:



FIÈVRE



TOUX INHABITUELLE ET PERSISTANTE DEPUIS PLUS DE 3 SEMAINES



PERTE DE POIDS INEXPLIQUÉE



TOUSSER DU SANG



SUEURS NOCTURNES



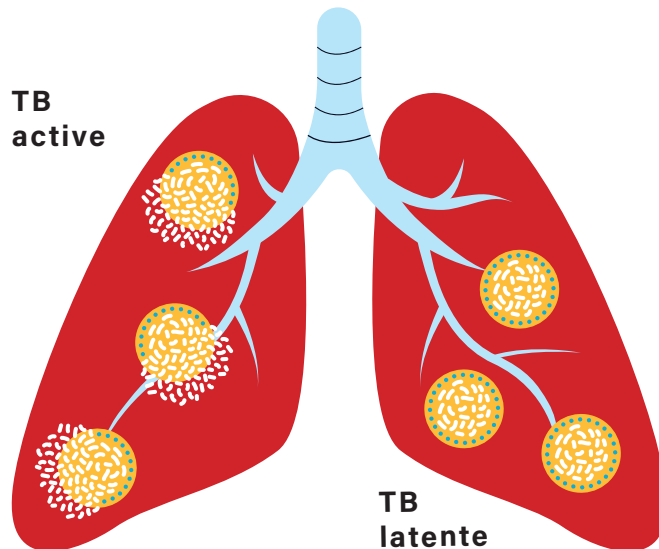
PERTE D'APPÉTIT



IMPORTANTE FATIGUE

TB latente

LA TB LATENTE est confinée aux poumons où elle peut demeurer inactive pendant toute la vie de la personne, sans se manifester. Cependant, la maladie peut évoluer à tout moment : le risque est plus élevé dans les deux ans suivant l'infection.



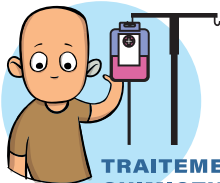
Facteurs de risque



**SYSTÈME
IMMUNITAIRE
AFFAIBLI**



**INFECTION
PAR LE VIH**



**TRAITEMENT PAR
CHIMIOTHÉRAPIE**



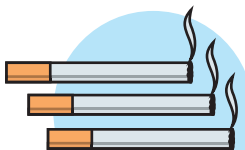
**MALADIE RÉNALE
EN PHASE TERMINALE**



**PATIENTS
DIABÉTIQUES**



**CONSOMMATEURS
DE DROGUES**



**CONSOMMATION
DE TABAC**

Prévention




**LAVEZ VOS MAINS
APRÈS AVOIR
ÉTERNUÉ OU TOUSSÉ**



**TOUSSEZ DANS
VOTRE COUDE**



**ALIMENTATION
SAINE**



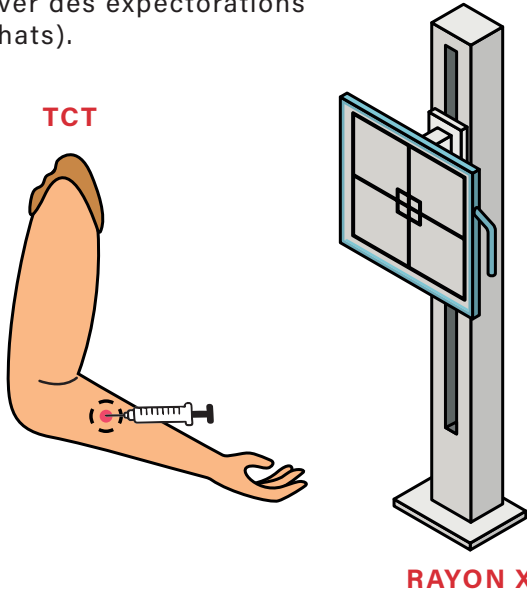
**BONNE
VENTILATION
DE LA MAISON**



**SI VOUS VOUS SENTEZ MALADE OU SI
VOUS AVEZ DES SYMPTÔMES COMPATIBLES
AVEC LA TUBERCULOSE, CONSULTEZ VOTRE
CLSC/NURSING STATION, N'ATTENDEZ PAS.**

Quels sont les tests de dépistage?

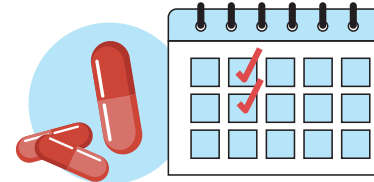
Les tests de dépistage sont **rapides**: 10 à 30 minutes. Selon votre historique de santé, cela peut être une petite piqure à la surface de la peau (**TCT**) ou une photo de vos poumons (**Rayon X**). Parfois il peut être nécessaire de prélever des expectorations (crachats).



How is TB treated?

Si les tests confirment une **TB LATENTE**, des médicaments sont proposés pour tenter d'éliminer les bactéries du corps et prévenir une forme active de la maladie. Le traitement dure 4 mois. Il est **important de prendre les antibiotiques tous les jours**.


S'il s'agit d'une **TB ACTIVE**, une hospitalisation pourrait être nécessaire et un traitement sera à suivre obligatoirement. La **TB ACTIVE** se guérit bien avec des antibiotiques sur une période qui varie entre 6 à 9 mois. Pour que les **antibiotiques** soient efficaces, la personne **doit les prendre tel que prescrits**. Il faut généralement 2 à 4 semaines pour que la personne sous traitement ne soit plus contagieuse.



Pour la grande majorité des personnes atteintes, la **TB est traitée ici au Nunavik**.

ከግራም ለግራም ለግራም ለግራም ለግራም ለግራም
 ለግራም ለግራም ለግራም ለግራም ለግራም ለግራም
 ለግራም ለግራም ለግራም ለግራም ለግራም ለግራም
 ለግራም ለግራም ለግራም ለግራም ለግራም ለግራም

ግራም ለግራም ለግራም ለግራም ለግራም ለግራም
 ለግራም ለግራም ለግራም ለግራም ለግራም ለግራም
 ለግራም ለግራም ለግራም ለግራም ለግራም ለግራም
 ለግራም ለግራም ለግራም ለግራም ለግራም ለግራም



ግራም ለግራም ለግራም ለግራም ለግራም

ግራም ለግራም ለግራም ለግራም ለግራም ለግራም
 ግራም ለግራም ለግራም ለግራም ለግራም ለግራም

BE INVOLVED GET SCREENED



IMPLIQUEZ-VOUS
FAITES-VOUS DÉPISTER



